

CITY OF HOUSTON

MAYOR'S OFFICE

of

BUSINESS OPPORTUNITY

Hire Houston First

Progress Report

October 1, 2011- September 30, 2012



Annise D. Parker
Mayor
Carlecia D. Wright
Director





Table of Contents

Program Overview. pg 3

City and Local Business Criteria. Pg 4

Summary. pg 5

Approved Applications. pg 6

Map of Approved Applications by County. pg 7

Utilization of HHF Businesses pg 8

City and Local Awards and Bid Summary. pg 9

Bid Detail Per Contract pg 10

Primes and Subcontractors on Contracts pg 11

Jobs and Sustainability pg 12

Awards by Department. pg 13

Top 15 Highest Amounts Awarded. pg 14

Top 15 Highest Number of Awards. pg 15

Funding Source. pg 16

Appendix A: HHF Firms with Purchase Orders. pg 17



Hire Houston First Program Overview

Mayor Annise Parker developed Hire Houston First (HHF) in an effort to promote economic opportunity for Houston businesses and to support local job creation. The City of Houston spends billions of dollars to maintain and improve the City's infrastructure, and provide services for the public. Hire Houston First grants the City the ability to give preference to local companies and local workers, as long as their pricing is competitive.

It is the policy of the City of Houston as defined in the Hire Houston First Ordinance, Chapter 15, Article XI, to use the City's spending powers in a manner that promotes fiscal responsibility and maximizes the effectiveness of local tax dollars by ensuring City spending provides expanded business opportunities for home grown businesses.

To be certified for participation in HHF, businesses must meet at least one of two requirements:

- Be headquartered in the incorporated limits of the City or the 8 local counties **OR**
- Have 20% or more of the entity's workforce regularly based and have a substantial part of its operations based in the incorporated limits of the city or the 8 local counties: Harris, Brazoria, Chambers, Fort Bend, Galveston, Liberty, Montgomery, and Waller.

Chapter 15, Article XI, permits the City to award to city and local businesses under the following criteria:

Personal Property (Goods)	Services*
If the contract's value is \$100,000 or greater, then the contract is awarded to a City Business that is within 3% of lowest bid	If the contract's value is \$100,000 or greater, then the contract is awarded to a Local Business that is within 3% of lowest bid
If the contract's value is under \$100,000, then the contract is awarded to a City Business that is within 5% of the lowest bid	If the contract's value is under \$100,000, then the contract is awarded to a Local Business that is within 5% of the lowest bid
For Purchases under \$50,000.00: "the City shall, subject to the requirements of section 15-181, select vendors and service providers with a principal place of business in the local area, provided that any such vendor's bid is no more than five percent greater than the lowest bid, in the event the lowest bid is from one other than a city business or a local business."	

*In procuring architectural, engineering or land surveying services under the Professional Services Procurement Act, Tex. Gov't Code, § 2254.004, the applicable city department shall, when appropriate, consider knowledge of local conditions as part of the qualifications determination in addition to HHF status.



City and Local Business Criteria

- A. City Business means a business with a principal place of business within city limits.
- B. Local Area means eight counties in and surrounding Houston city limits. The counties are Harris, Fort Bend, Montgomery, Brazoria, Galveston, Chambers, Waller, and Liberty.
- C. Local Business means a business with a principal place of business in the local area.
- D. Principal place of business means the business must be headquartered or have an established place or places of business in the incorporated limits of the city or the local area as applicable, from which 20% or more of the entity's workforce are regularly based, and from which a substantial role in the entity's performance of a commercially useful function or a substantial part of its operations is conducted. A location utilized solely as a post office box, mail drop or telephone message center or any combination thereof, with no other substantial work function, shall not be construed as a principal place of business.
- E. Headquartered means the location where an entity's leadership directs, controls, and coordinates the entity's activities.

Hire Houston First Application Process

Businesses interested in becoming eligible to participate in the Hire Houston First program must complete the Hire Houston First Application and Affidavit. Only businesses that meet the requirements of the Ordinance are eligible to be designated as Hire Houston First companies. There is no charge for processing a Hire Houston First application, which takes about 20 minutes to complete.

To learn more, contact the Houston Business Solutions Center (HBSC) @ 832-393-0954 for details and information or visit their website at <http://www.houstontx.gov/hbsc/>





Awards

The Hire Houston First program began distributing and accepting applications on October 1, 2011 and the first Hire Houston First contract was awarded in February 2012. As of September 30, 2012, the City awarded \$134,900,078 to Hire Houston First firms on formal bid contracts and \$4,870,872 on informal non-contract purchase orders (POs) bringing total spending to \$139,770,950. Of this amount, \$120,439,949 were construction contracts and \$14,460,129 were purchasing contracts. Hire Houston First designated prime contractors were awarded 68 contracts. Those prime contractors awarded 196 subcontracts. Hire Houston First firms also participated by fulfilling 827 non-contract POs.

Dollar Amount Awarded

Construction Contracts - Amount Awarded	\$120,439,949
Purchasing Contracts - Amount Awarded	\$14,460,129
Non-Contract Purchase Orders	\$4,870,872
Total Amount Awarded	\$139,770,950

Number of Awards

Number of Hire Houston First Prime Contracts	68
Number of Awards to Subcontractors from HHF Primes	196
Non-Contracts Purchase Orders Filled by HHF Firms	827

*According to Texas Government Code, Chapter 2254, professional services contracts must be chosen on “demonstrated competence and qualifications to perform the services; and for a fair and reasonable price”

Jobs Sustained

Hire Houston First prime contractors employed 3,718 workers, while their subcontractors employed an additional 286 workers. Hire Houston First companies fulfilling non-contract purchase orders helped to sustain 2,212 additional employees. Collectively, the HHF program helped to sustain 6,216 jobs.

Total Employees

Number of Prime Contractor Employees	3,718
Number of Subcontractor Employees	286
Subtotal	4,004
Additional Employees – HHF Firms with Purchase Orders	2,212
Total Employees	6,216

Contracts and Purchase Orders

A total of 137 Hire Houston First designated firms were awarded prime contracts and non-contract purchase orders. The total number of available HHF designated firms was 617, which results in a 22.2% utilization rate. City designated firms with prime contracts and purchase orders garnered 555 awards and Local designated firms garnered 340 awards. The total number of contracts and purchase order awards was 895.

Utilization of HHF Firms

Number of HHF Firms with Prime Contracts and POs	137
Number of Hire Houston First Designated Firms	617

Utilization **22.2%**

Contract and Purchase Orders

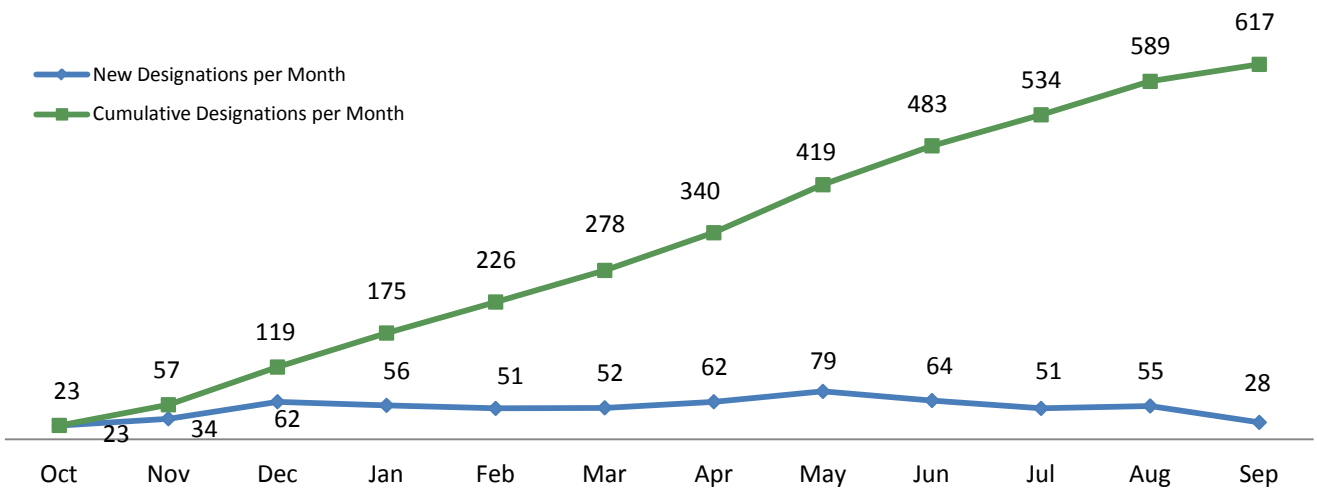
City Designated Prime Contract and PO Awards	555
Local Designated Prime Contract and PO Awards	340
Total Contract and PO Awards	895





HHF Approved Applications

As of September 30, 2012, OBO's Houston Business Solutions Center had approved 617 companies as City Business or Local Business firms, averaging 51 new approvals each month. Of the 617 Hire Houston First firms, 310 were also certified by the City of Houston as Small, Minority, Women, and Disadvantage Business Enterprises (SMWDBEs).



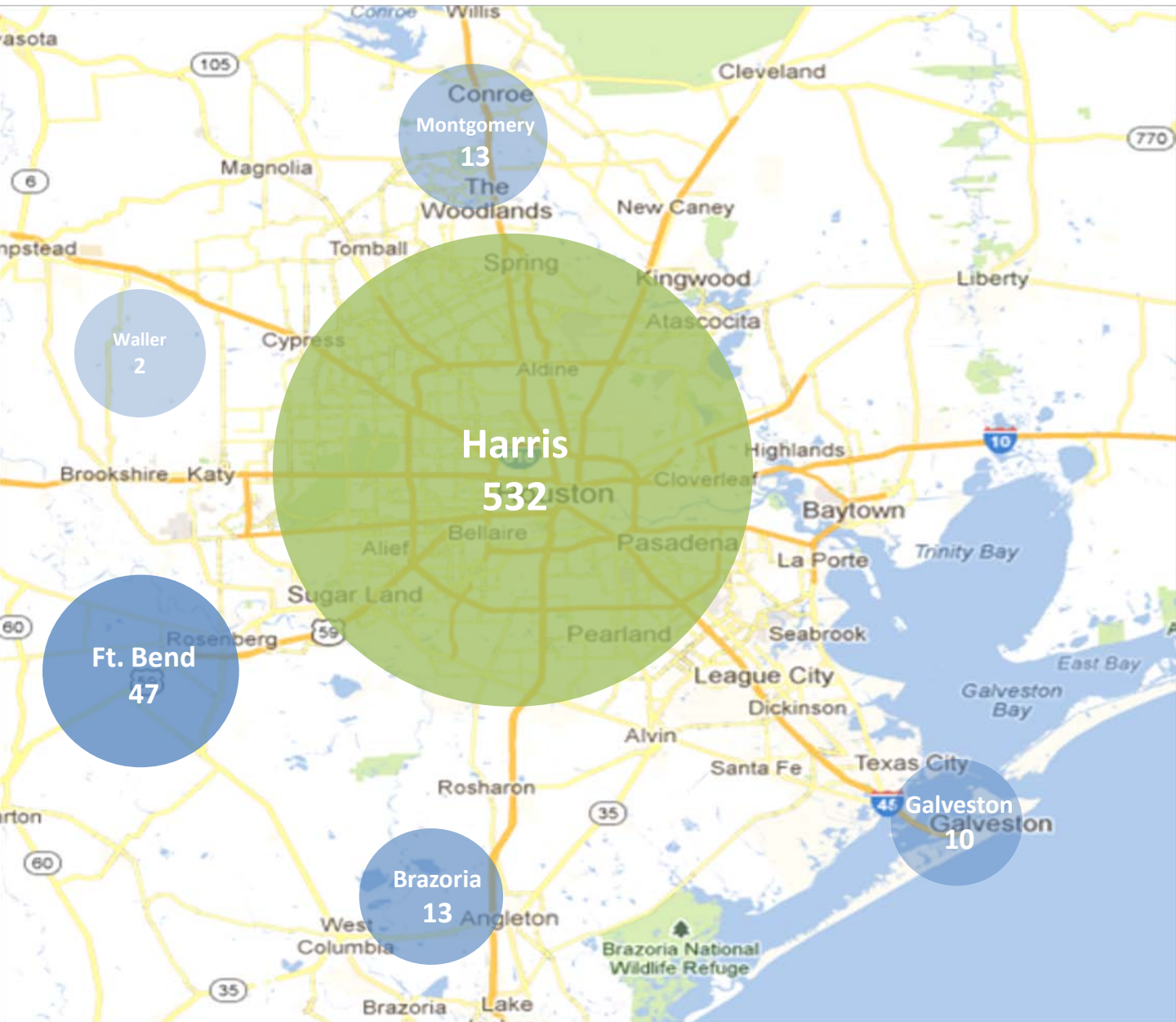
Out of 617 companies designated as Hire Houston First City Businesses or Local Businesses, 322 have never been awarded contracts by the City of Houston. The remaining 295 have had a least one contract with the City of Houston. Out of 68 prime contracts with HHF Firms, 61 were awarded to firms that have previously been awarded contracts by the City prior to obtaining a HHF designation. The remaining seven contracts were awarded to HHF firms that have never received a contract prior to obtaining their HHF designation. These seven firms were awarded prime contracts with a total value of \$2,701,955.





Number of Approved Applications by County

Figure 1

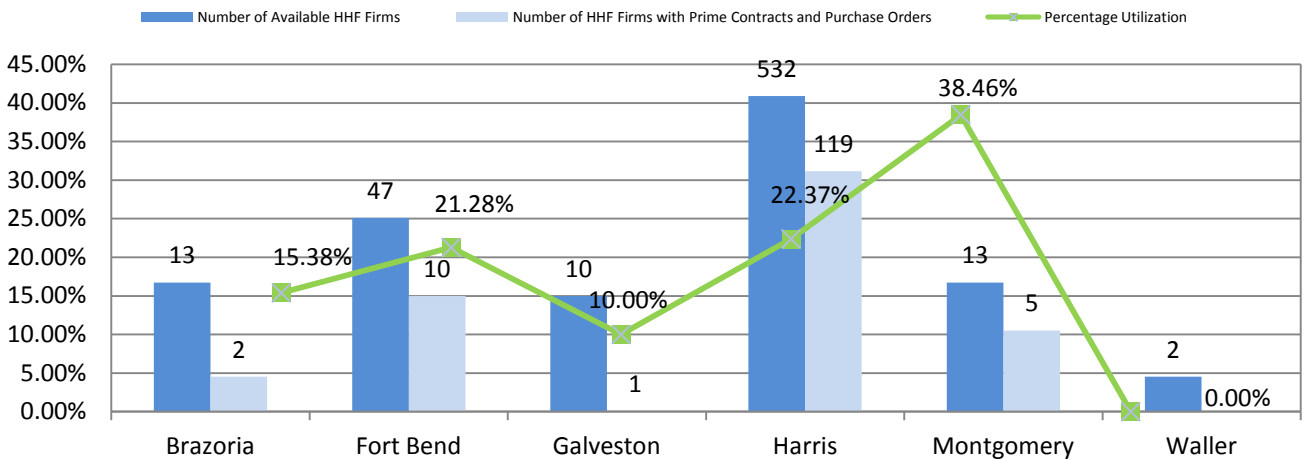




Utilization of HHF Businesses

Hire Houston First companies are spread out over six of the eight counties. The largest concentration is in Harris County, as represented in figure 1, pg 7; however the county with the highest utilization of HHF designated firms was Montgomery county.

County	Number of Available HHF Firms	Number of HHF Firms with Prime Contracts and POs	Variance	Percentage Utilization
Brazoria	13	2	11	15.38%
Fort Bend	47	10	37	21.28%
Galveston	10	1	9	10.00%
Harris	532	119	413	22.37%
Montgomery	13	5	8	38.46%
Waller	2	0	2	0.00%
Grand Total	617	137	480	22.20%



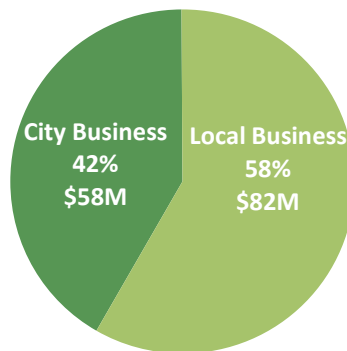


Awards to City and Local Businesses

During the first year of operation, City designated businesses were awarded 555 prime contracts and non-contract purchase orders totaling \$58,126,344. Local designated businesses were awarded 340 prime contracts and non-contract purchase orders totaling \$81,644,607.

County	City Business		Local Business		Total Amount Awarded	Total No. of Contracts and PO's
	Amount Awarded	No. of Contracts and PO's	Amount Awarded	No. of Contracts and PO's		
Brazoria			\$814,392	8	\$814,392	8
Fort Bend			\$5,225,241	53	\$5,225,241	53
Galveston			\$3,723,255	2	\$3,723,255	2
Harris	\$58,126,344	555	\$55,957,221	214	\$114,083,564	769
Montgomery			\$15,924,498	63	\$15,924,498	63
Grand Total	\$58,126,344	555	\$81,644,607	340	\$139,770,950	895

**Percentage of Dollars Awarded:
City and Local Businesses**



Bid Summary for Contract Awards

Approximately 81% of formally bid contracts were awarded to HHF businesses with the lowest bid.

Bid Rank	Number of Contracts	Total Amount Bid*	Percentage
Lowest Bid	55	\$123,816,875	81%
Second Lowest Bid	3	\$1,885,497	4%
Forth Lowest Bid	2	\$2,051,417	3%
Ninth Lowest Bid	1	\$692,973	1%
Other**	7	\$5,739,089	10%
Grand Total	68	\$134,185,850	100%

*The total amount bid is lower than the total contract value because of additional contract items such as engineering and testing, contingencies, etc. added at contract award.

**There were 9 contracts that were awarded via RFP/RFQ or Best Value. Actual monetary bid ranks were not listed. In these cases, HHF designation is part of the overall evaluation process.





Prime Contractor	Contract Value	No. of Contracts	County	Rank
AAR Incorporated	\$315,000	1	Harris	Lowest
AIA General Contractors, Inc.	\$896,919	2	Harris	Lowest/Lowest
Angel Brothers Enterprises, Ltd.	\$15,242,376	2	Harris	Lowest/Lowest
ARC Abatement, Inc.	\$315,000	1	Harris	*
Bevco Company, Inc.	\$445,600	2	Harris	Lowest /Lowest
BKS Service	\$1,133,750	1	Harris	Lowest
Boyer, Inc.	\$4,770,913	1	Harris	Lowest
Caldwell Automotive Partners, LLC, d/b/a Caldwell Country Chevrolet	\$692,973	1	Harris	Ninth Lowest
Caldwell Automotive Partners, LLC, d/b/a Caldwell Country Ford	\$1,909,966	4	Harris	Lowest/Lowest/Forth Lowest**/Lowest
D G Medina Construction, LLC	\$207,316	1	Harris	Lowest
D. L. Elliott Enterprises, Inc.	\$2,777,257	1	Fort Bend	Lowest
Doggett Heavy Machinery Services, LLC	\$89,749	1	Harris	Lowest
EVALUATION SYSTEMS FOR PERSONNEL, INC.	\$436,263	1	Harris	*
Fred Haas Toyota Country	\$70,350	1	Harris	Lowest
Generators of Houston	\$144,399	1	Harris	Lowest
Houston Freightliner, Inc.	\$641,881	3	Harris	Lowest/Lowest/ *
Howard Trey Ron Distributors, Inc. dba QBR	\$1,234,666	1	Harris	Lowest
JDC Fluid Equipment	\$1,151,645	1	Harris	Lowest
Jerdon Enterprise, L.P.	\$1,206,206	1	Fort Bend	Lowest
Jersey Equipment Company of Houston, Inc.	\$59,250	1	Harris	Lowest
K.P. Management, LLC	\$619,855	1	Brazoria	Lowest
Mar-Con Services, LLC	\$10,480,691	3	Harris	Lowest/Lowest/Lowest
McLemore Building Maintenance	\$3,613,978	3	Harris	Second Lowest**/Lowest/Lowest
Metro City Construction, L.P.	\$3,597,590	2	Harris	Lowest/Lowest
Milam Street Auto Storage, Inc.	\$310,000	1	Harris	*
MUD Instruments	\$219,375	1	Harris	Lowest
Progressive Commercial Aquatics, Inc.	\$226,275	1	Harris	Lowest
Quality Tower Services Ltd	\$76,248	1	Harris	*
R. Hassell Builders, Inc.	\$614,850	1	Harris	Second Lowest**/Lowest/Lowest
Resicom, Inc.	\$2,647,555	1	Harris	Lowest
Restocon Corporation	\$381,896	1	Harris	Lowest
Reytec Construction Resources, Inc.	\$3,295,346	1	Harris	Lowest
Sochil Construction Services, LLC	\$2,445,959	1	Harris	Lowest
SCRConstruction Co., Inc.	\$998,625	1	Fort Bend	Lowest
SER Construction Partners LLC	\$8,496,133	1	Harris	Lowest
SET Environmental, Inc.	\$0	1	Harris	Lowest
Specialty Construction	\$124,476	1	Harris	Second Lowest**
T. Construction, L.L.C.	\$6,043,348	4	Harris	Lowest/Lowest/Lowest/Lowest
Texan Waste Equipment Inc.	\$691,368	1	Harris	*
Tikon Group, Inc.	\$1,511,115	1	Harris	Lowest
Times Construction, Inc.	\$6,126,905	2	Harris	*/Lowest
Tommie Vaughn Motors, Inc.	\$540,111	3	Harris	Lowest/Forth Lowest**/Lowest
Total Contracting Limited	\$21,928,950	1	Harris	Lowest
Traffic Systems Construction, Inc.	\$3,723,255	2	Galveston	Lowest/Lowest
Tri Point Construction Services	\$156,723	1	Harris	Lowest
Triple B Services, L.L.P.	\$5,787,856	1	Harris	Lowest
Triple D Security, Inc.	\$824,304	1	Harris	Lowest
Webber, LLC.	\$15,675,817	1	Montgomery	Lowest
Grand Total	\$134,900,079	68		

*Some contracts were awarded via a process combining monetary bids with other criteria to form a best value bid that is evaluated by committee. Monetary bids are not ranked individually.

**Lower ranking bids were chosen due to lack of response of the lowest bidder, partial or incomplete bids at bid opening or other bid problems.



**Primes and Subcontractors on
Contracts**

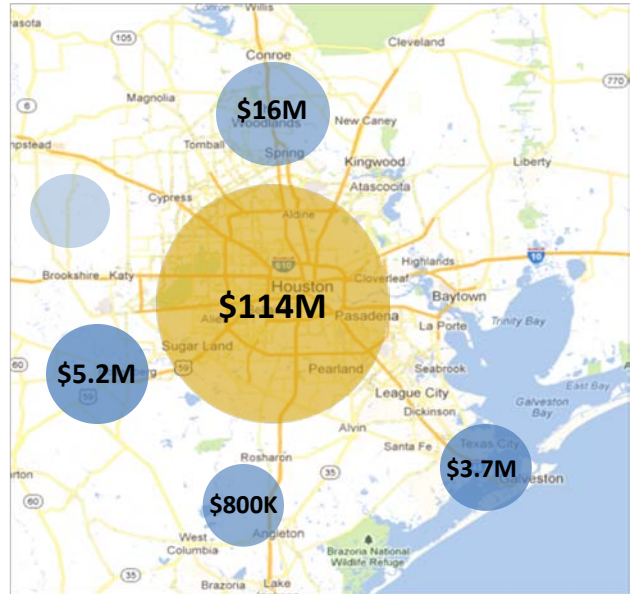
Oct 1, 2011 – Sep 30, 2012

Hire Houston First Prime	Prime Awards	Amount Awarded	Sub Awards	Amount Awarded	Total Number of Awards	Total Amount Awarded
1 AAR Incorporated	1	\$267,750	1	\$47,250	2	\$315,000
2 AIA General Contractors, Inc.	2	\$191,180	4	\$705,738	6	\$896,919
3 Angel Brothers Enterprises, Ltd.	2	\$12,715,747	19	\$2,526,629	21	\$15,242,376
4 ARC Abatement, Inc.	1	\$267,750	2	\$47,250	3	\$315,000
5 Bevco Company, Inc.	2	\$418,320	1	\$27,280	3	\$445,600
6 BKS Service	1	\$1,065,725	1	\$68,025	2	\$1,133,750
7 Boyer, Inc.	1	\$3,522,842	9	\$1,248,071	10	\$4,770,913
8 Caldwell Automotive Partners, LLC, d/b/a Caldwell Country Chevrolet	1	\$658,324	1	\$34,649	2	\$692,973
9 Caldwell Automotive Partners, LLC, d/b/a Caldwell Country Ford	4	\$1,827,107	1	\$82,859	5	\$1,909,966
10 D G Medina Construction, LLC	1	\$207,316			1	\$207,316
11 D. L. Elliott Enterprises, Inc.	1	\$2,221,250	4	\$556,007	5	\$2,777,257
12 Doggett Heavy Machinery Services, LLC	1	\$89,749			1	\$89,749
13 EVALUATION SYSTEMS FOR PERSONNEL, INC.	1	\$362,098	1	\$74,165	2	\$436,263
14 Fred Haas Toyota Country	1	\$70,350			1	\$70,350
15 Generators of Houston	1	\$144,399			1	\$144,399
16 Houston Freightliner, Inc.	3	\$641,881			3	\$641,881
17 Howard Trey Ron Distributors, Inc. dba QBR	1	\$1,086,506	2	\$148,160	3	\$1,234,666
18 JDC Fluid Equipment	1	\$1,117,096	1	\$34,549	2	\$1,151,645
19 Jerdon Enterprise, L.P.	1	\$1,131,783	2	\$74,423	3	\$1,206,206
20 Jersey Equipment Company of Houston, Inc.	1	\$59,250			1	\$59,250
21 K.P. Management, LLC	1	\$545,472	1	\$74,383	2	\$619,855
22 Mar-Con Services, LLC	3	\$6,974,984	40	\$3,505,707	43	\$10,480,691
23 McLemore Building Maintenance	3	\$2,353,356	9	\$1,260,622	12	\$3,613,978
24 Metro City Construction, L.P.	2	\$2,642,675	10	\$954,915	12	\$3,597,590
25 Milam Street Auto Storage, Inc.	1	\$294,500	5	\$15,500	6	\$310,000
26 MUD Instruments	1	\$193,050	1	\$26,325	2	\$219,375
27 Progressive Commercial Aquatics, Inc.	1	\$226,275			1	\$226,275
28 Quality Tower Services Ltd	1	\$67,860	1	\$8,387	2	\$76,248
29 R. Hassell Builders, Inc.	1	\$614,850			1	\$614,850
30 Resicom, Inc.	1	\$2,118,044	4	\$529,511	5	\$2,647,555
31 Restocon Corporation	1	\$381,896			1	\$381,896
32 Reytec Construction Resources, Inc.	1	\$2,636,277	2	\$659,069	3	\$3,295,346
33 Scohil Construction Services, LLC	1	\$1,680,120	7	\$765,839	8	\$2,445,959
34 SCRConstruction Co., Inc.	1	\$554,788	6	\$443,837	7	\$998,625
35 SER Construction Partners LLC	1	\$6,608,292	6	\$1,887,841	7	\$8,496,133
36 SET Environmental, Inc.	1	\$0			1	\$0
37 Specialty Construction	1	\$124,476			1	\$124,476
38 T. Construction, L.L.C.	4	\$4,991,971	13	\$1,051,377	17	\$6,043,348
39 Texan Waste Equipment Inc.	1	\$691,368			1	\$691,368
40 Tikon Group, Inc.	1	\$1,236,118	2	\$274,997	3	\$1,511,115
41 Times Construction, Inc.	2	\$4,630,125	5	\$1,496,780	7	\$6,126,905
42 Tommie Vaughn Motors, Inc.	3	\$534,903	1	\$5,208	4	\$540,111
43 Total Contracting Limited	1	\$17,229,576	4	\$4,699,374	5	\$21,928,950
44 Traffic Systems Construction, Inc.	2	\$3,039,273	10	\$683,982	12	\$3,723,255
45 Tri Point Construction Services	1	\$156,723	1	\$0	2	\$156,723
46 Triple B Services, L.L.P.	1	\$4,791,187	8	\$996,669	9	\$5,787,856
47 Triple D Security, Inc.	1	\$824,304			1	\$824,304
48 Webber, LLC.	1	\$12,965,468	11	\$2,710,349	12	\$15,675,817
Grand Total	68	\$107,174,355	196	\$27,725,724	264	\$134,900,079



Jobs and Sustainability

Firms designated as City Businesses were awarded prime contracts and non-contract purchase orders valued at \$58,126,344 and designated Local Businesses were awarded \$81,644,607. These businesses employed 6,216 workers. Harris County had the largest share of prime contract and purchase order awards, followed by Montgomery, Fort Bend, Galveston and Brazoria counties.



County	City Business	Local Business	Total Awards	HHF Contracts and POs	HHF Total Employees
Brazoria		\$814,392	\$814,392	8	235
Fort Bend		\$5,225,241	\$5,225,241	53	182
Galveston		\$3,723,255	\$3,723,255	2	55
Harris	\$58,126,344	\$55,957,221	\$114,083,564	769	5,531
Montgomery		\$15,924,498	\$15,924,498	63	213
Grand Total	\$58,126,344	\$81,644,607	\$139,770,950	895	6,216



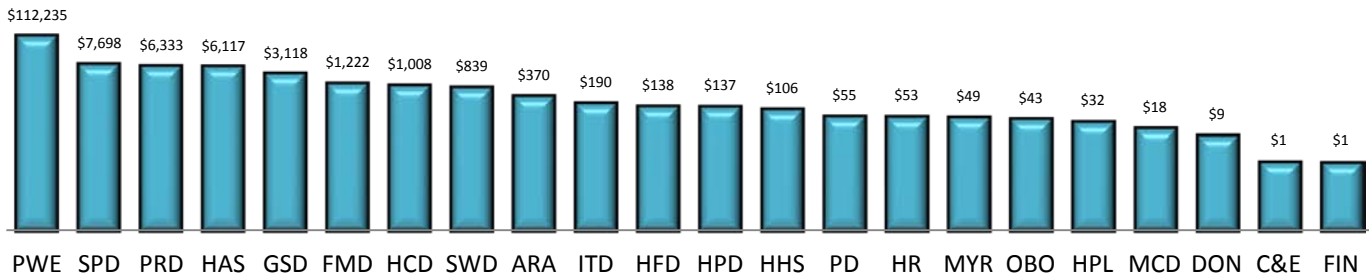


Contracts Awards by Department

Overall, the City of Houston awarded \$120,439,949 in construction contracts, \$14,460,129 in purchasing contracts and \$4,487,872 in non-contract purchase orders. Public Works & Engineering awarded the most for construction contracts totaling \$106,065,394 and the most in non-contract purchases at \$2,199,149. Strategic Purchasing, which handles most departmental purchasing contracts, awarded the most in purchasing contracts at \$7,698,006.



Total Awards
(in thousands)



Dept	Construction Contracts		Purchasing Contracts		Purchase Orders		Total Amount Awarded	Total No. of PO's and Contracts
	Awarded	No. of Contracts	Awarded	No. of Contracts	Awarded	No. of PO's		
ARA			\$310,000	1	\$60,423	7	\$370,423	8
C&E					\$750	1	\$750	1
DON					\$9,139	3	\$9,139	3
FIN					\$707	1	\$707	1
FMD			\$1,133,750	1	\$88,294	8	\$1,222,044	9
GSD	\$2,906,662	8			\$211,201	29	\$3,117,863	37
HAS	\$5,216,513	3	\$580,662	2	\$320,303	89	\$6,117,477	94
HCD					\$1,007,790	46	\$1,007,790	46
HFD					\$138,070	24	\$138,070	24
HHS					\$105,841	4	\$105,841	4
HPD					\$136,669	18	\$136,669	18
HPL					\$32,473	17	\$32,473	17
HR					\$52,851	10	\$52,851	10
ITD			\$76,248	1	\$113,412	11	\$189,660	12
MCD					\$17,980	8	\$17,980	8
MYR					\$49,488	3	\$49,488	3
OBO					\$42,607	2	\$42,607	2
PD					\$54,542	4	\$54,542	4
PRD	\$6,251,381	3			\$81,967	17	\$6,333,348	20
PWE	\$106,065,394	25	\$3,970,096	11	\$2,199,149	502	\$112,234,639	538
SPD			\$7,698,006	11			\$7,698,006	11
SWD			\$691,368	2	\$147,216	23	\$838,584	25
Total	\$120,439,950	39	\$14,460,129	29	\$4,870,872	827	\$139,770,950	895

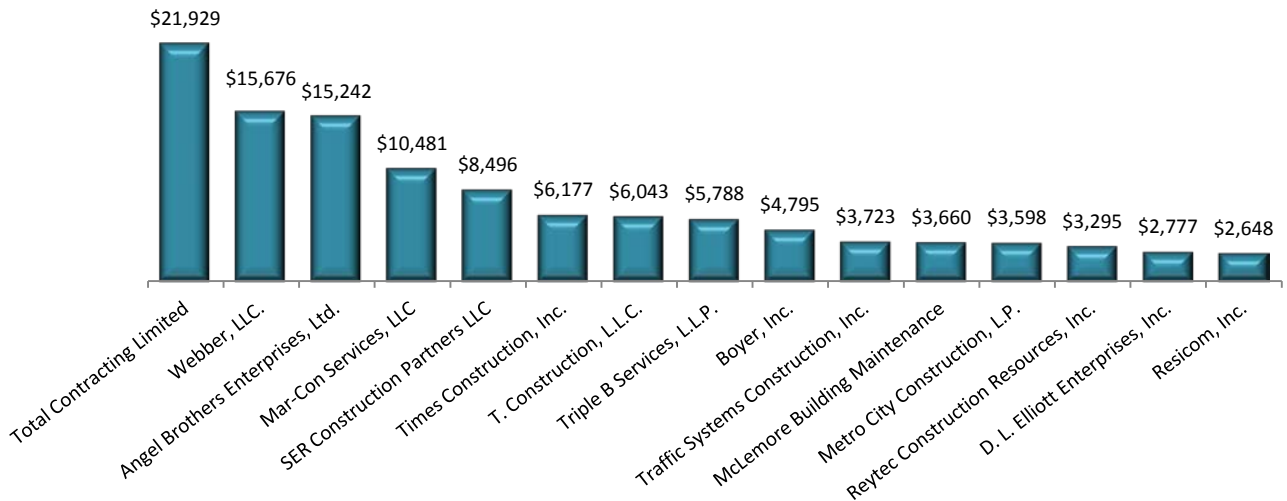




Oct 1, 2011 – Sep 30, 2012

Top 15 Highest Total Amounts Awarded

Top 15 Highest Total Amounts Awarded
(in thousands)



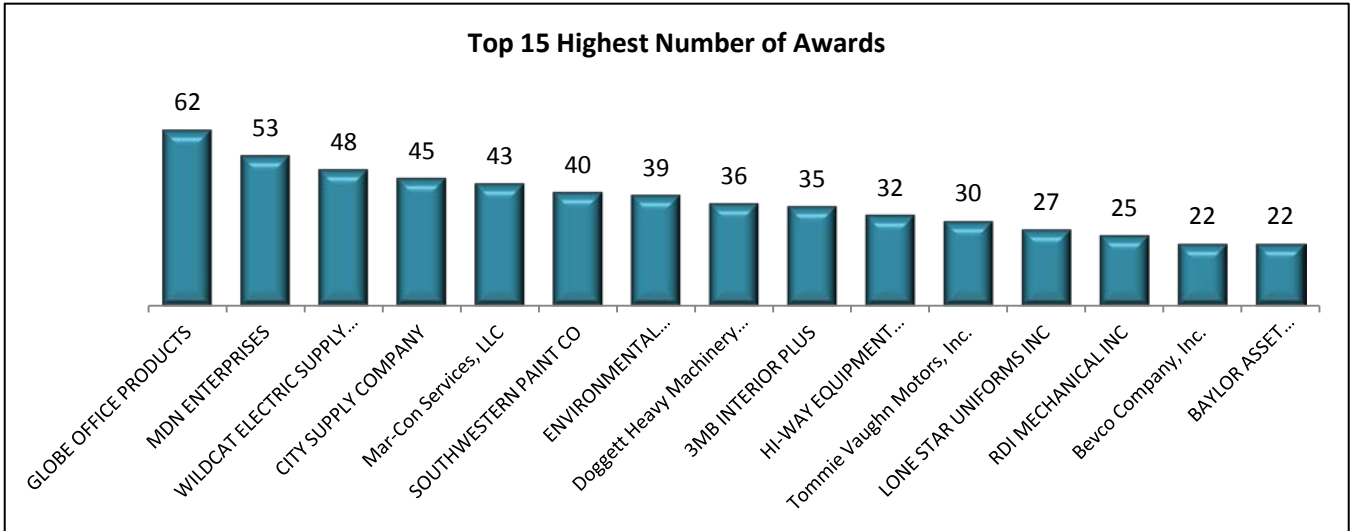
	Hire Houston First Business	Designation	No. of Awards	Amount*
1	Total Contracting Limited	CB/LB	1	\$21,928,950
2	Webber, LLC.	LB	1	\$15,675,817
3	Angel Brothers Enterprises, Ltd.	LB	2	\$15,242,376
4	Mar-Con Services, LLC	LB	3	\$10,480,691
5	SER Construction Partners LLC	LB	1	\$8,496,133
6	T. Construction, L.L.C.	CB/LB	4	\$6,043,348
7	Triple B Services, L.L.P.	LB	1	\$5,787,856
8	Times Construction, Inc.	CB/LB	8	\$6,176,753
9	Boyer, Inc.	LB	2	\$4,794,538
10	Traffic Systems Construction, Inc.	LB	2	\$3,723,255
11	Metro City Construction, L.P.	CB/LB	2	\$3,597,590
12	Reytec Construction Resources, Inc.	CB/LB	1	\$3,295,346
13	McLemore Building Maintenance	LB	11	\$3,660,167
14	D. L. Elliott Enterprises, Inc.	LB	1	\$2,777,257
15	Resicom, Inc.	LB	1	\$2,647,555

*Includes contracts and non-contract purchase orders





Top 15 Highest Number of Awards



	Hire Houston First Business	Designation	Total Amount	Total Awards*
1	GLOBE OFFICE PRODUCTS	CB/LB	\$120,645	62
2	MDN ENTERPRISES	CB/LB	\$134,984	53
3	WILDCAT ELECTRIC SUPPLY CORPORATION	CB/LB	\$36,140	48
4	CITY SUPPLY COMPANY	LB	\$42,330	45
5	Mar-Con Services, LLC	CB/LB	\$10,480,691	43
6	SOUTHWESTERN PAINT CO	LB	\$18,306	40
7	ENVIRONMENTAL SORBENTS LLC	CB/LB	\$41,900	39
8	Doggett Heavy Machinery Services, LLC	LB	\$127,040	36
9	3MB INTERIOR PLUS	CB/LB	\$59,693	35
10	HI-WAY EQUIPMENT COMPANY INC	LB	\$99,507	32
11	Tommie Vaughn Motors, Inc.	CB/LB	\$701,403	30
12	LONE STAR UNIFORMS INC	LB	\$35,569	27
13	RDI MECHANICAL INC	LB	\$256,263	25
14	Bevco Company, Inc.	CB/LB	\$902,297	22
15	BAYLOR ASSET MANAGEMENT, LLC	CB/LB	\$593,195	22

*Includes contracts and non-contract purchase orders





Funding Source of Hire Houston First Contracts*



Funding Source	ARA	FMD	GSD	HAS	HFD	HPD	ITD	PRD	PWE	SPD	SWD	Grand Total
AIF = Airports Improvement Fund				11								11
AIFCOF = Airport Improvement Fund Capital Outlay Fund				2								2
CPF = Capital Projects Funds									3			3
CUSGPF = Combine Utility System General Purchasing Fund									2			2
EACF = Equipment Acquisition Consolidated Fund									2	3	1	6
FDGF = Federal Government /Grant Funded									7			7
FDRF = Fire Department Revolving Fund										3		3
FEAISF = Fleet/Equipment Acquisition Internal Services Fund										4		4
GF = General Fund						5	2			10		17
GF = Grant Fund									3			3
GICCF = General Improvement Consolidatd Construction Fund				1								1
GICF = General Improvement Construction Fund				3								3
HASRF = HAS Revenue Fund				2								2
MPCF = Metro Projects Construction No. 4040									77			77
PCCF = Parks Consolidated Construction Fund				3				1				4
PSF/PCCF = Parks Special Fund/Parks Consolidated Constr. Fund				3				4				7
SDMF = Street Drainage Maintenance Fund									25			25
SMF = Street Maintenance Fund									1			1
SMTCF = Streeet Maintenance and Traffic Control Fund									11			11
WSOF = Water and Sewer Operating Fund									5	3		8
WSSCCF = Water & Sewer System Consolidated Construction Fund									40			40
WSSOF = Water & Sewer System Operating Fund									2			2
(blank)	6	2	6		1				5	3	2	25
Grand Total	6	2	16	15	1	5	2	5	183	26	3	264

*Excludes non-contract purchase orders.



Appendix A:
HHF Firms with Purchase Orders
Oct 1, 2011 – Sep 30, 2012

Vendor	Total Purchases	Designation	Vendor	Total Purchases	Designation
3MB INTERIOR PLUS	\$59,693	LB	HALL-MARK FIRE APPARATUS TEXAS, LLC	\$5,997	CB/LB
7 ELECTRIC LLC	\$9,567	CB/LB	HI-WAY EQUIPMENT COMPANY INC	\$99,507	LB
A QUICK MAINTENANCE	\$8,100	LB	INDUSTRIAL AUDIO VIDEO	\$54,321	LB
A1 SHREDDING INC.	\$2,330	CB/LB	INLAND ENVIRONMENTS LTD.	\$17,386	LB
AAR INC	\$31,655	CB/LB	J TYLER SERVICES	\$10,522	CB/LB
ALL PLAY INC	\$3,812	CB/LB	JDC FLUID EQUIPMENT	\$102,391	LB
ALVIN AUTOLAND INC	\$194,537	LB	JERSEY EQUIPMENT OF HOUSTON	\$44,406	CB/LB
APPLE GLASS COMPANY	\$4,700	CB/LB	JOHN L WORTHAM & SON L L P	\$5,000	CB/LB
ASSOCIATED LANDSCAPE SERVICES	\$11,029	CB/LB	KAMARK WHOLESALE	\$336	LB
ATLANTIC CLOTHING LLC	\$465	CB/LB	KJH CONSULTANT SERVICES	\$195	CB/LB
AVILES ENGINEERING CORP	\$51,850	CB/LB	LANDTECH CONSULTANTS INC	\$750	CB/LB
AZTEC FACILITY SERVICES, INC.	\$4,103	CB/LB	LEGACY PLUMBING COMPANY	\$10,083	LB
BAILEY'S HOUSE OF GUNS INC	\$17,826	LB	LMC CORPORATION	\$2,431	CB/LB
BASELINE PAVING & CONSTRUCTION	\$21,611	LB	LONE STAR UNIFORMS	\$35,569	LB
BASSAM TOUMJIAN	\$3,380	CB/LB	M2L ASSOCIATES INC	\$24,500	LB
BATES CHEMICAL INC	\$22,050	LB	MCLEMORE BUILDING MAINTENANCE, INC.	\$46,189	CB/LB
BAYLOR ASSET MANAGEMENT, LLC	\$593,195	CB/LB	MDN ENTERPRISES	\$134,984	LB
BEVCO COMPANY	\$456,697	CB/LB	MOHAMMED ZAKIR	\$36,050	LB
BLUE BAYOU BRASS INC	\$386	CB/LB	MUD INSTRUMENTS	\$55,070	LB
BOYER INC	\$23,625	LB	NEWMAN REGENCY GROUP INC	\$45,720	LB
BRH GARVER CONSTRUCTION LP	\$6,890	CB/LB	NOSLAR T. I. INC.	\$838	CB/LB
BROOKSIDE EQUIPMENT SALES INC	\$25,907	CB/LB	OFFICE EFFECTS INC	\$4,382	CB/LB
CALDWELL AUTOMOTIVE PARTNERS, LLC	\$227,861	CB/LB	PARADIGM CONSULTANTS INC	\$8,001	CB/LB
CAST APPRAISAL SERVICE	\$15,135	LB	PAUL ORTEGA SERVICES INC	\$9,819	CB/LB
CF MCDONALD ELECTRIC INC	\$3,550	CB/LB	PROJECT PROFESSIONALS LLC	\$74,700	LB
CHASTANG ENTERPRISES INC	\$21,000	CB/LB	QBR SALES	\$8,113	CB/LB
CITY OFFICE SUPPLY INC	\$19,071	CB/LB	QC LABORATORIES INC.	\$35,732	CB/LB
CITY SUPPLY COMPANY	\$42,330	CB/LB	QUALITY TOWER SERVICES LTD	\$21,626	CB/LB
COMPETITIVE CHOICE CHEMICALS	\$754	CB/LB	RDI MECHANICAL INC	\$256,263	LB
CONTRACT RESOURCE GROUP, L.L.C.	\$17,694	LB	RELIANT BUSINESS PRODUCTS INC	\$13,902	CB/LB
COOLTAC INTERNATIONAL	\$1,686	CB/LB	RIGHT ON TIME OFFICE FURNITURE	\$12,713	LB
CRG TEXAS, LLC	\$64,833	LB	SAFETY SHOE DISTRIBUTORS LLP	\$1,831	LB
CUSTOMIZED REAL ESTATE SERVICES INC	\$1,200	CB/LB	SEPARATION SYSTEMS CONSULTANTS	\$18,980	CB/LB
DOGGETT HEAVY MACHINERY SERVICE LL	\$37,291	CB/LB	SEPTH GROUP LLC	\$2,417	CB/LB
DOMINION AIR & HEAT LLC	\$17,500	LB	SERVICE ENVIRONMENTS OF TEXAS INC	\$12,227	LB
E CONTRACTORSUSA LLC	\$20,625	CB/LB	SHAFFER TOWER SERVICE INC	\$42,505	CB/LB
ELEMENT SOLUTIONS INTERNATIONAL	\$32,647	CB/LB	SHOHREH F POURSHARIF	\$28,000	LB
ENVIRONMENTAL SOLUTIONS, INC	\$3,360	CB/LB	SHRINK STOPPERS LLC	\$5,500	LB
ENVIRONMENTAL SORBENTS LLC	\$41,900	CB/LB	SIGN SHARES	\$16,280	CB/LB
EPOTEX ELECTRICAL SERVICES	\$2,405	CB/LB	SOUTHWESTERN PAINT CO	\$18,306	CB/LB
ESBEE SIGN SYSTEM	\$3,241	LB	TERRA NOVA CONSULTING INC	\$4,131	CB/LB
FLEET SAFETY EQUIPMENT INC	\$22,663	CB/LB	THOMPSON CONSULTING	\$3,200	LB
FORT BEND LIGHTING CO, INC.	\$44,102	CB/LB	TIKON GROUP, INC.	\$5,784	CB/LB
FOUNDATION STRATEGIES INC	\$2,000	LB	TIMES CONSTRUCTION INC	\$49,848	CB/LB
FRED HASS TOYOTA COUNTRY	\$70,350	LB	TLC ENGINEERING INC	\$2,975	CB/LB
GENERATORS OF HOUSTON	\$72,375	CB/LB	TOLUNAY WONG ENGINEERS, INC	\$11,456	CB/LB
GLOBE ELECTRIC COMPANY INC	\$121,532	CB/LB	TOMMIE VAUGHN MOTORS INC	\$161,292	CB/LB
GLOBE OFFICE PRODUCTS	\$120,645	LB	UNA MAE DENNISON	\$19,192	CB/LB
GOGO BUSINESS COMMUNICATIONS	\$15,545	CB/LB	UNION PRINTERS INC	\$389	CB/LB
GUNDA CORPORATION INC	\$9,970	CB/LB	VERITAS SUPPLY, INC.	\$91,186	LB
H & S WATER PROOFING INC	\$1,288	LB	WILDCAT ELECTRIC SUPPLY CORPORATION	\$36,140	CB/LB
HAHN EQUIP COMPANY INC	\$163,770	CB/LB	WINDROSE LAND SERVICES	\$5,560	CB/LB
HALLMARK CAPITAL GROUP LLC	\$384,060	CB/LB	WORLDWIDE MACHINERY, LTD.	\$386	LB
			Grand Total	\$4,870,872	



Educate. Connect. Grow.

Created by:

Jean Abercrombie, Management Analyst

Co-Produced by:

Carlecia D. Wright, Office of Business Opportunity Director
Marsha E. Murray, Office of Business Opportunity Assistant Director
Katrina Williams, Chief Financial Officer and Staff Analyst
Jessica Jackson, Student Intern